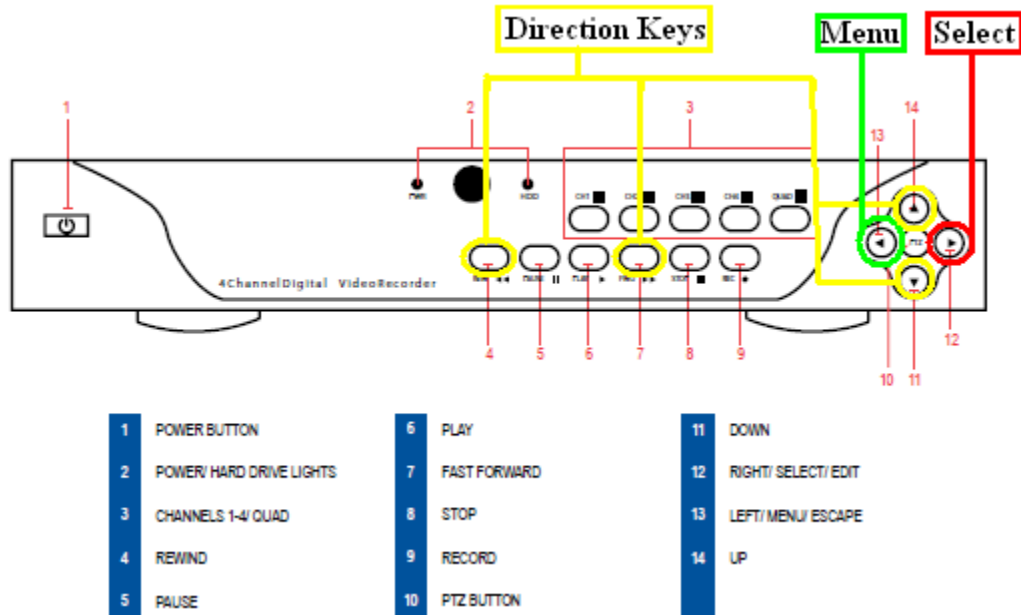


## QSD9004 Smart Phone Access: iPhone

Prior to setting up your phone to view your cameras, your DVR must be set up for remote viewing. The program used for accessing your DVR on your phone supports iPhone OS 3.0 or higher. The DVR must have the latest Firmware version 090706 or newer.

**STEP 1:** Press the Menu button on the Front Panel of the DVR.



**STEP 2:** Move the cursor to “Devices” and press “Select”.



## QSD9004 Smart Phone Access: iPhone

**STEP 3:** Move the cursor to “Mobile” and press “Select”.



**STEP 4:** Enter in the login information.

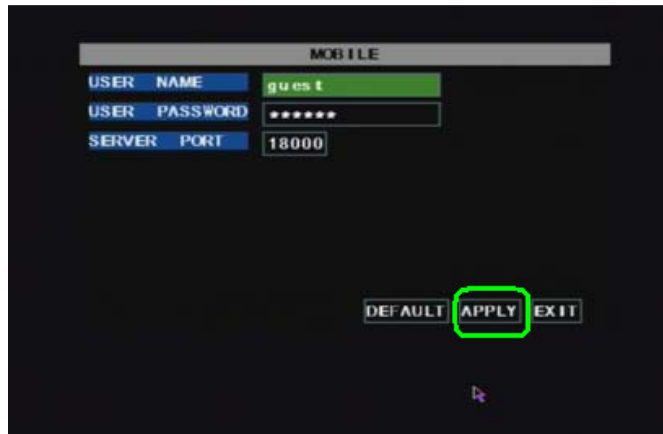


**STEP 5:** Set the server port to “18004”. (Note: you must forward this port value to your router).



## QSD9004 Smart Phone Access: iPhone

**STEP 6:** Move the cursor to “APPLY” and press “Select”.

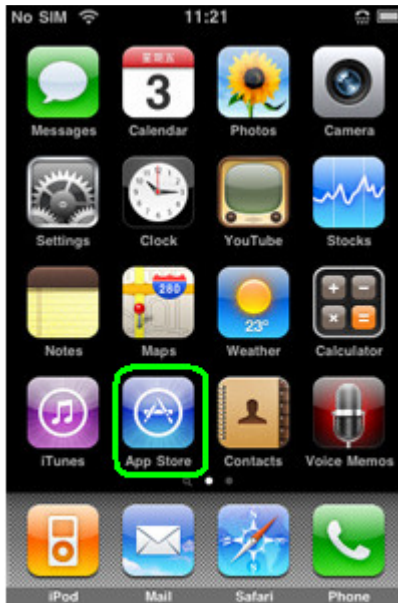


**STEP 7:** Move the cursor to “EXIT” and press “Select”.




## QSD9004 Smart Phone Access: iPhone

**STEP 8:** Go to the App Store on your iPhone.




**STEP 9:** Click on the “Search” button.




## QSD9004 Smart Phone Access: iPhone

**STEP 9:** In the search field, enter in “APlayer”.



**STEP 10:** Select the “APlayer” app.



# QSD9004 Smart Phone Access: iPhone

**STEP 11:** Click on “Free”.



**STEP 12:** Click on “Install”.

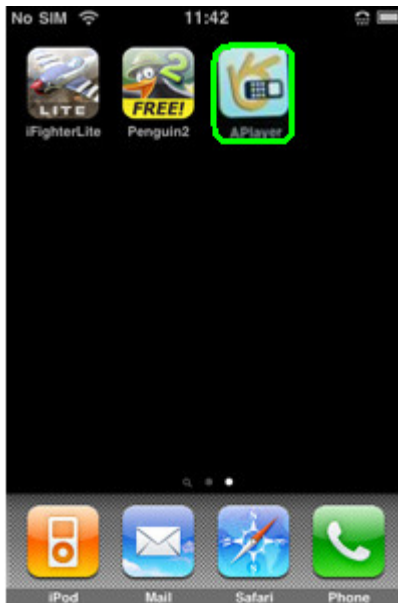


## QSD9004 Smart Phone Access: iPhone

**STEP 12:** Enter your iTunes password and click “OK”. The App will install on your iPhone.

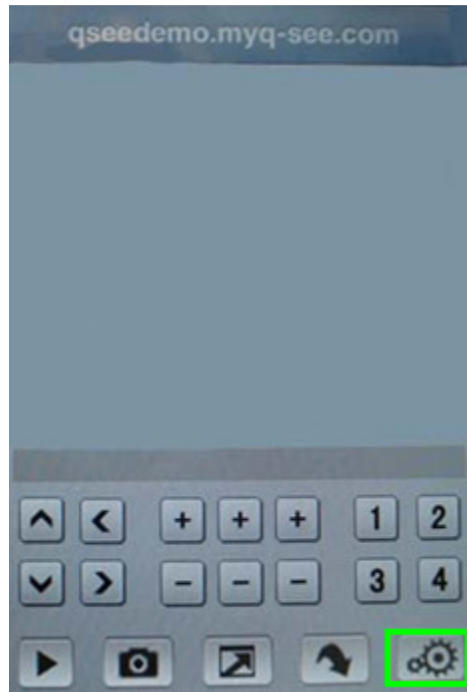


**STEP 13:** Click on “APlayer”.

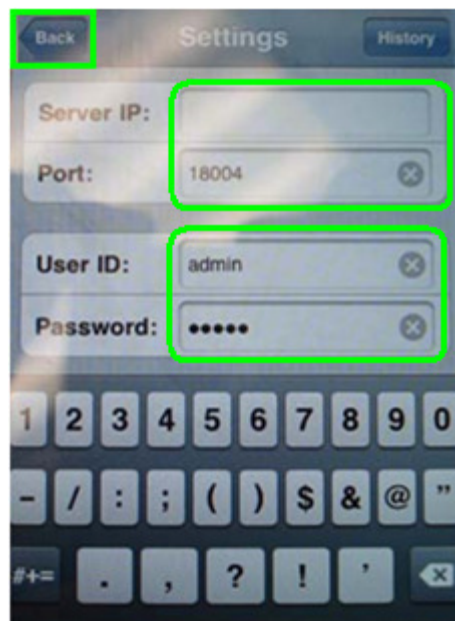


## QSD9004 Smart Phone Access: iPhone

**STEP 14:** Click on the settings button.

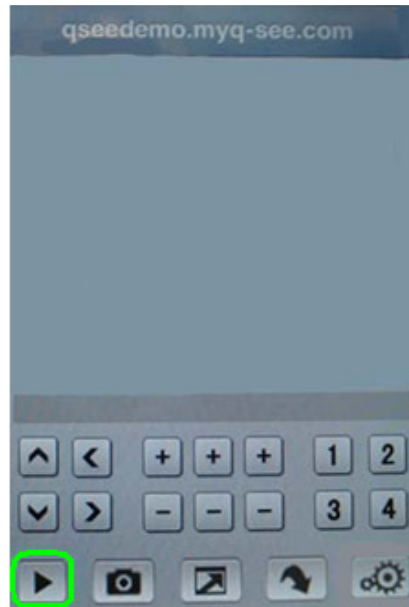


**STEP 15:** Click on “APlayer”.



## QSD9004 Smart Phone Access: iPhone

**STEP 16:** Click on the Play button.

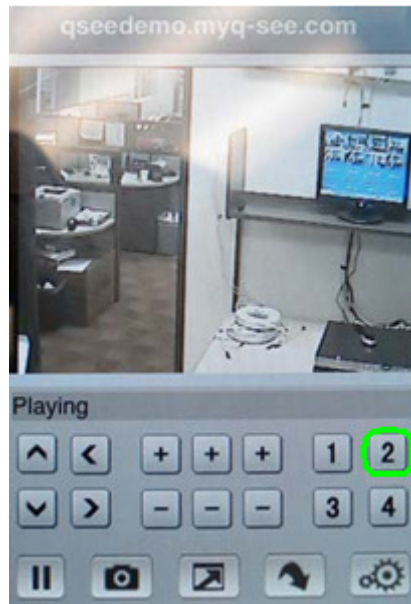


**STEP 17:** A Player will show your DVR live on your phone.




## QSD9004 Smart Phone Access: iPhone

**STEP 18:** If you wish, you can change the channel by clicking on the channel buttons.



**STEP 19:** If your DVR has 8 channels, click the “more channels” button.



## QSD9004 Smart Phone Access: iPhone

**STEP 20:** You can view channels 5-8 by clicking on the respective channel button.

